


Cut Sheet

Part Number: RG5223

Description

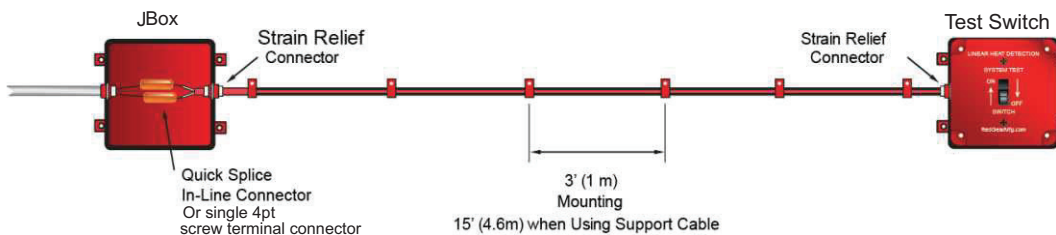
Test Switches can be placed at the end of a Linear Heat Detection Cable zone and are to be used for commissioning, system inspections, and testing of the system.

The RedGear Test Box is a heavy duty nonmetallic NEMA 4 (IP66) termination box. A foam-in-place gasketed lid attaches with stainless steel screws. All junction and termination boxes must use a Strain Relief Connector (Part #: RG1110) for all LHD Cable penetrations made in the test box. No hole saws are required to insert the Strain Relief Connector which secures and prevents damage to the LHD Cable, and seals the penetration from moisture and dirt helping prevent corrosion.

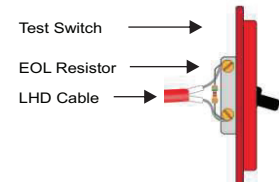


Test Switches are not recommended for systems connected directly to a suppression system.

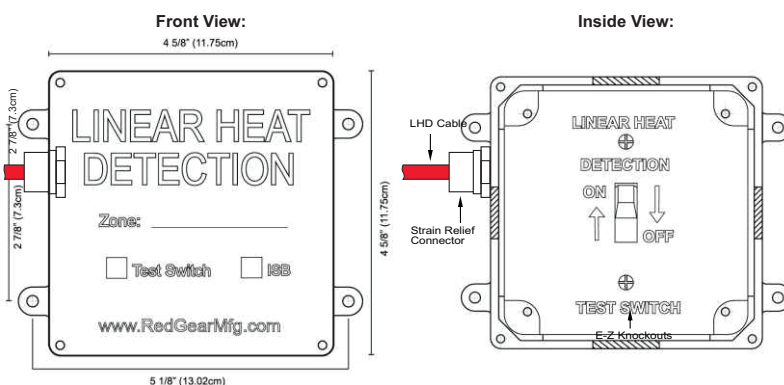
System Layout



Wiring Configuration



Details



Specifications Test Switch

Dimensions (W x H x D):	4 5/8" x 4 1/8" x 4 5/8" 11.75cm x 10.48cm x 11.75cm
Weight:	1.07 lbs (.49 kg)
Current Limitation:	Resistive
Rated Voltage:	24VDC - 28VDC max.
Rated Current:	100 mA max.
Leakage Current:	1µA unless stated otherwise
Replaceable Fuse Rating:	160mA per channel
Mounting Location:	Non-Hazardous or Class 1 Div.2
Temperature Effect:	<0.25%/10K
Short Circuit Proof:	Yes, unless stated otherwise
Frequency Range:	100kHz@I _{sc} >50mA
Grounding Method:	Through mounting platform
Operating Temperature:	-4° to +140°F (-20°C to 60°C)
Enclosure Mounting:	35mm DIN Rail in HDJ/ELR Box
Humidity Range:	To 95%, non-condensing



Note: Please refer to all federal, state and local codes, and manufacturer's recommendations prior to design or installation.